

**Note!**

*Before installing this product, check the contents of the kit. If anything is missing, please contact an Öhlins dealer.*

**Kit Contents**

Description	Part No	Pcs
Shock absorber	TR 626	2
Sticker Öhlins	00192-01	2
Tool preload adjuster	03199-03	1
Owner's manual	07241-02	1

**Note!**

*Please note that this image is a general representation of the product and may differ slightly from your product.*

**Note!**

*Please note that during storage and transportation, especially at high ambient temperature, some of the oil and grease used for assembling may leak and stain the packaging. This is in no way detrimental to the product, wipe off the excessive oil/grease with a cloth.*

**Warning!**

*Before installing this product, read the Öhlins Owner's Manual. The shock absorber is an important part of your vehicle and will affect the stability.*

## Shock Absorber for Triumph Britbike 360

# TR 626

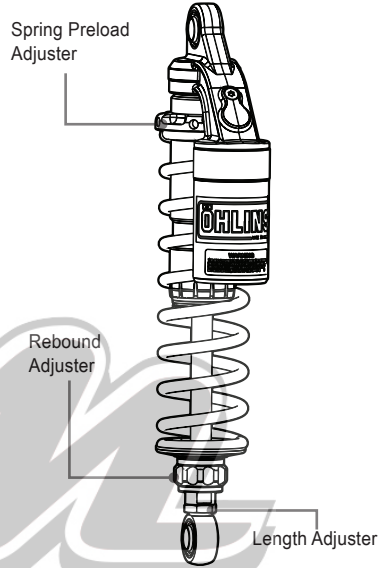
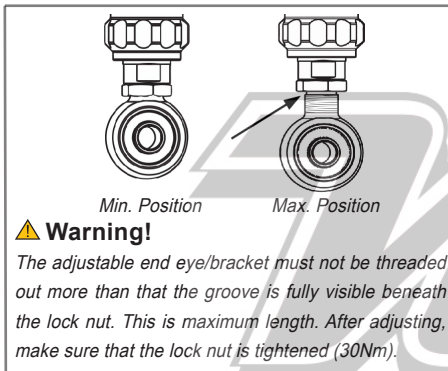
## Mounting Instructions



# ADJUSTMENTS

## ⚠ Warning!

Before riding, always make sure that the basic settings made by Öhlins are according to recommended Set-up Data. Read about adjustments and setting up in the Öhlins Owner's Manual before you make any adjustments. Contact an Öhlins dealer if you have any questions about setting up.



# SET-UP DATA

## Recommended set-up

Spring Preload ..... 18 mm  
Rebound Adjuster ..... 10 Clicks

## Shock absorber data

Length ..... 360 <sup>+10</sup>/<sub>0</sub> mm  
Stroke ..... 97 mm

## Spring

Part No ..... 60480-03  
Free spring length ..... 230 mm  
Preload adjustment range ..... [0-33] mm

👁 Öhlins products are subject to continuous improvement and development, therefore, although these instructions include the most up-to-date information available at the time of printing, minor updates may occur.

To find the latest information contact an Öhlins distributor. Please contact Öhlins if you have any questions regarding the contents in this document.

Part no. MI\_TR626\_EN\_0  
Issued 2016-08-11

© Öhlins Asia Co.,Ltd. All rights reserved. Any reprinting or unauthorized use without the written permission of Öhlins Asia Co.,Ltd. is prohibited.

Öhlins Asia Co. Ltd  
700/937 Moo5, Tambol Nongkhaga,  
Amphur Phantong, Chonburi Province  
20160 Thailand

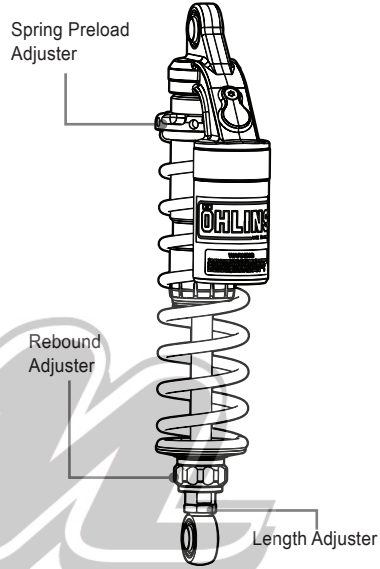
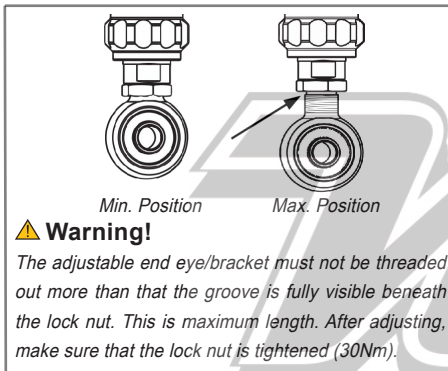


[www.ohlins.com](http://www.ohlins.com)

# ADJUSTMENTS

## ⚠ Warning!

Before riding, always make sure that the basic settings made by Öhlins are according to recommended Set-up Data. Read about adjustments and setting up in the Öhlins Owner's Manual before you make any adjustments. Contact an Öhlins dealer if you have any questions about setting up.



# SET-UP DATA

## Recommended set-up

Spring Preload ..... 18 mm  
Rebound Adjuster ..... 10 Clicks

## Shock absorber data

Length ..... 360 <sup>+10</sup>/<sub>0</sub> mm  
Stroke ..... 97 mm

## Spring

Part No ..... 60480-03  
Free spring length ..... 230 mm  
Preload adjustment range ..... [0-33] mm

👁 Öhlins products are subject to continuous improvement and development, therefore, although these instructions include the most up-to-date information available at the time of printing, minor updates may occur.

To find the latest information contact an Öhlins distributor. Please contact Öhlins if you have any questions regarding the contents in this document.

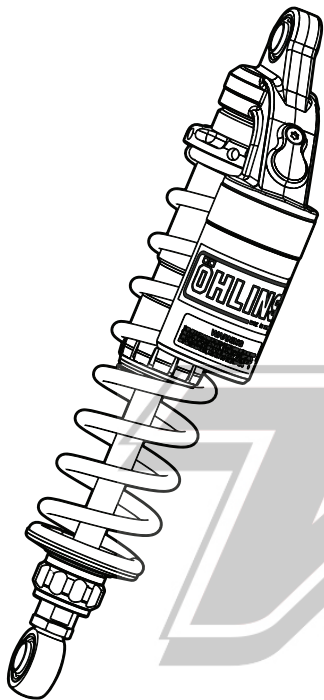
Part no. MI\_TR626\_EN\_0  
Issued 2016-08-11

© Öhlins Asia Co.,Ltd. All rights reserved. Any reprinting or unauthorized use without the written permission of Öhlins Asia Co.,Ltd. is prohibited.

Öhlins Asia Co. Ltd  
700/937 Moo5, Tambol Nongkhaga,  
Amphur Phantong, Chonburi Province  
20160 Thailand



[www.ohlins.com](http://www.ohlins.com)



**Note!**

*Before installing this product, check the contents of the kit. If anything is missing, please contact an Öhlins dealer.*

**Kit Contents**

Description	Part No	Pcs
Shock absorber	TR 626	2
Sticker Öhlins	00192-01	2
Tool preload adjuster	03199-03	1
Owner's manual	07241-02	1

**Note!**

*Please note that this image is a general representation of the product and may differ slightly from your product.*

**Note!**

*Please note that during storage and transportation, especially at high ambient temperature, some of the oil and grease used for assembling may leak and stain the packaging. This is in no way detrimental to the product, wipe off the excessive oil/grease with a cloth.*

**Warning!**

*Before installing this product, read the Öhlins Owner's Manual. The shock absorber is an important part of your vehicle and will affect the stability.*

## Shock Absorber for Triumph Britbike 360

# TR 626

## Mounting Instructions

