

Before installing this product, check the contents of the kit. If anything is missing, please contact an Öhlins dealer.

Kit Contents	Part No	Pcs
Shock absorber	HO110014	1
Sticker Öhlins	00192-01	2
Sticker Öhlins	01185-01	1
Sticker Öhlins	01185-04	1
C-spanner	00710-01	1
Owner's manual	07241-02	1

👁 Note!

Please note that this image is a general representation of the product and may differ slightly from your product.

👁 Note!

Please note that during storage and transportation, especially at high ambient temperature, some of the oil and grease used for assembling may leak and stain the packaging. This is in no way detrimental to the product, wipe off the excessive oil/grease with a cloth.

⚠ Warning!

Before installing this product, read the Öhlins Owner's Manual. The shock absorber/front fork/steering damper is an important part of your vehicle and will affect the stability.

Shock Absorber for Honda CBR 250

HO426

Mounting Instructions

MOUNTING INSTRUCTIONS

⚠ Warning!

It is advisable to have an Öhlins dealer install the shock absorber/front fork/steering damper.

⚠ Warning!

If working on a raised vehicle, ensure it is securely supported so that it will not tip.

👁 Note!


Before mounting this product clean the vehicle thoroughly.

👁 Note!

When working on this product, always see the Vehicle Service Manual for vehicle specific procedures and important data.

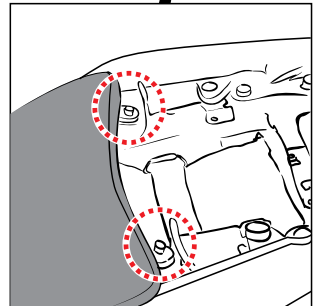

1

Put the motorcycle on work stand so that rear wheel is off the ground. Please ensure the motorcycle is stable.



2

Open the passenger seat and remove it. Then remove the driver seat by loosening the two bolts.

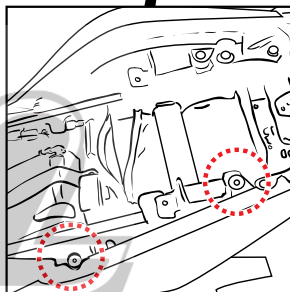



MOUNTING INSTRUCTIONS

3

Remove the rear fairing on both sides by loosening the two screws.

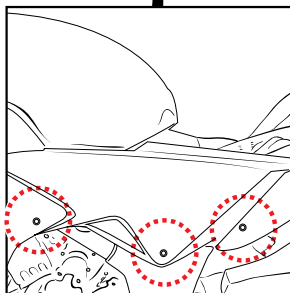

3



4

Remove the center fairing on both sides by loosening the three bolts.

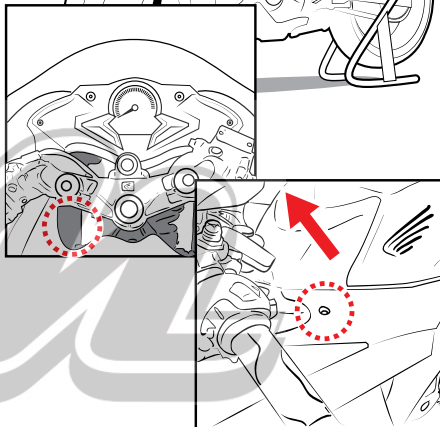
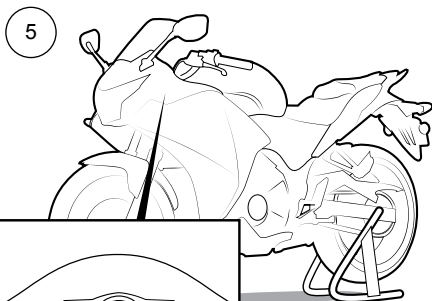
4



MOUNTING INSTRUCTIONS

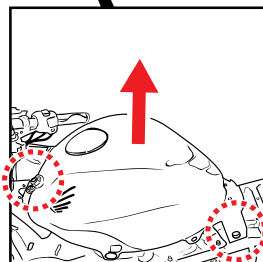

5

Remove the front upper fairing on the both sides by loosening the plastic clip and the bolt. Then take the cover fuel tank off.



6

Loosen the three bolts of the fuel tank and lift it up.

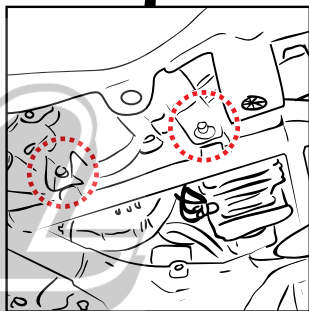



MOUNTING INSTRUCTIONS

7

Loosen four bolts of the air box and lift it up to access the upper bolt of shock absorber.

7

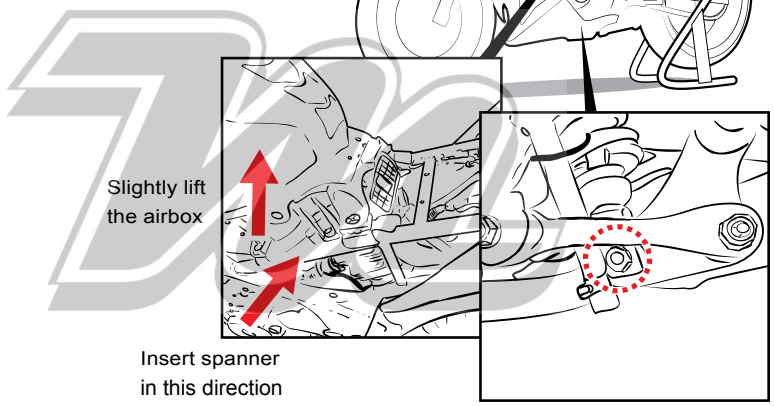



MOUNTING INSTRUCTIONS

8

Remove the standard shock absorber by loosening the upper and the lower bolts shock absorber.

8




Slightly lift the airbox

Insert spanner in this direction

MOUNTING INSTRUCTIONS

9

Install the Öhlins shock absorber replace the standard shock absorber by tightening the upper and the lower bolts shock absorber as service manual.



Note!

Lower the vehicle so that the suspension is slightly compressed before tightening the screws.

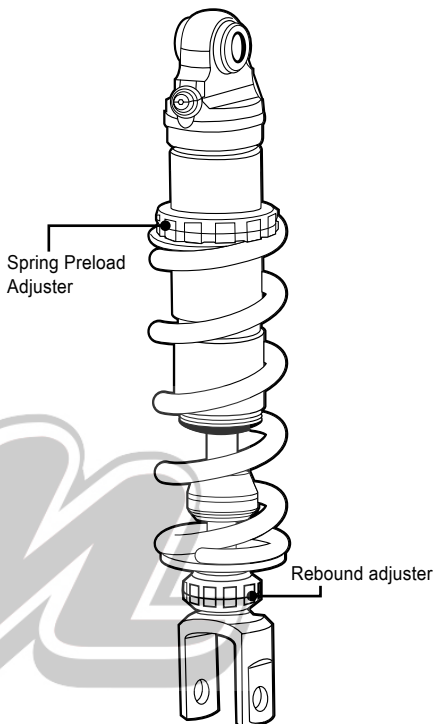
Caution!

Ensure that all screws are tightened to the correct torque and that nothing fouls or restricts movement of the shock absorber/front fork/steering damper when the suspension is fully compressed or extended.

ADJUSTMENTS

⚠ Warning!

Before riding, always make sure that the basic settings made by Öhlins are according to recommended Set-up Data. Read about adjustments and setting up in the Öhlins Owner's Manual before you make any adjustments. Contact an Öhlins dealer if you have any questions about setting up.



SET-UP DATA

Recommended set-up

Rebound 16 Clicks
Spring Preload 10 mm

Shock absorber data

Length 297mm
Stroke 53mm

Spring

Part No..... 60281-11
Free spring length 165mm

👁 Öhlins products are subject to continuous improvement and development, therefore, although these instructions include the most up-to-date information available at the time of printing, minor updates may occur.

To find the latest information contact an Öhlins distributor. Please contact Öhlins if you have any questions regarding the contents in this document.

Part no. MI_HO426_EN_1
Issued 2014-07-07

© Öhlins Racing AB. All rights reserved. Any reprinting or unauthorized use without the written permission of Öhlins Racing AB is prohibited.

Öhlins Asia Co., Ltd
700/937 Moo 5,
Tambol Nongkhaka,
Amphur Phantong, Chonburi 20160
Thailand



www.ohlins.com